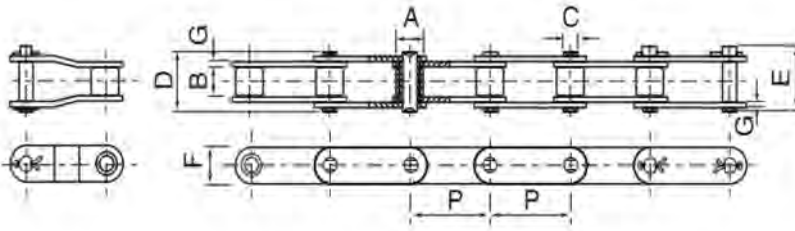
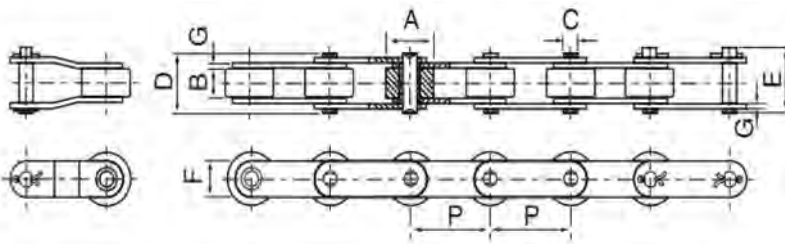


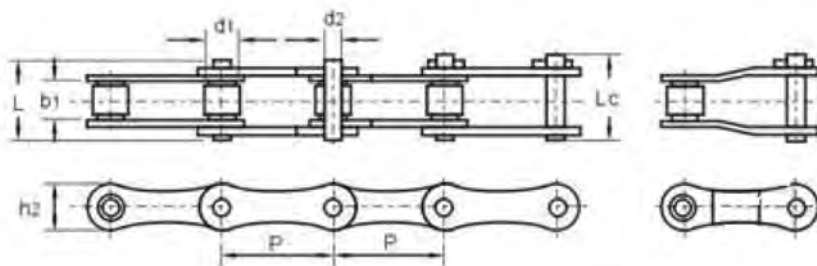
Small Roller Type



Large Roller Type



ANSI Chain No.	Pitch	Roller diameter	Width between inner plates	Pin diameter	Pin length		Inner plate height	Plate thickness	Minimum tensile strength	Average tensile strength	Weight per meter
	P				D	E					
	mm	mm	mm	mm	mm	mm	mm	mm	kN	kN	kg/m
C2040	25.40	7.95	7.85	3.96	16.60	17.80	12.00	1.50	14.10	16.70	0.50
C2042H	25.40	15.88	7.85	3.96	18.80	19.90	12.00	2.03	14.10	17.20	0.65
C2050	31.75	10.16	9.40	5.08	20.70	22.20	15.00	2.03	22.20	28.10	0.78
C2052		19.05									1.27
C2060H	38.10	11.91	12.57	5.94	29.20	31.60	18.00	3.25	31.80	41.60	1.44
C2062H		22.23									2.07
C2080H	50.80	15.88	15.75	7.92	36.20	39.40	24.40	4.00	56.70	70.00	2.54
C2082H		28.58									3.58



DIN ISO Chain No.	Pitch		d1 max	b1 min	d2 max	t max	T max	h2 max	L max	Lc max	U.T.S KN	A.T.S KN	q
	mm	inch	mm	mm	mm	mm	mm	mm	mm	mm			kg/m
212B	38.10	1 1/2	12.07	11.68	5.72			16.10	22.45		28.90		0.78
208B	25.4	1"	8.51	7.75	4.45			11.80	17.00		18.00		0.46